

COMPOSITION A Basic Guide:

1. A good photographer shows subject placement through framing choices governed by the Rule of Thirds

Notice _____

The “center” of interest is not in the center of the frame

2. The Rule of Thirds is based on a grid pattern

The center of interest is placed in one of the thirds and the rest of the photo is used to balance the image

Notice _____

Meaning and interest are created by the photographer’s placement of subject.

3. Each section of your photograph should contain some information relating to the subject.

What do you think the football player is looking at?

Remember _____

Information should relate to the “subject”

4. A photos message is created by the photographer’s framing choices

Answer the questions and Notice _____

Placement gives meaning

5. Draw in the “framing guide” and locate where the center of interest is in these photos.

Next time you arrange your subject in your viewfinder what are you going to consider?

Placing your subject using the “rule of thirds” gives more interest to your photographs and keeps your viewers attention


PHOTOGRAPHY _ COMPOSITION AND THE RULE OF THIRDS




The **RULE OF THIRDS** is a photographer's framing guideline.

The idea is to find a pleasing placement for the objects in your photograph

When composing your shot, try to locate the main objects in your photo at the intersection of the grid lines.






Sky at Sunset shot

Each section of the photograph should contain some information relating to the theme or subject.

What do you think the football player is looking at?




Where does the Photographer want you to look as you are viewing these photos?




<http://philnortheast.com>





**In using the Rule of Thirds remember:
Subject placement on the grid gives
meaning to the viewer**





Which image portrays downward motion?




Which skier looks like he is caught in a mid-air jump?



Which one best displays speed?



Which one exhibits the hazards of skiing?



1. Rule of Thirds is a guideline for framing your photos.

Divide the viewfinder into thirds horizontally and vertically
(like a tic tac toe game)

2. The center of interest is placed in one of the thirds and the rest of the photo is used to balance the image**3. Each section of your photograph should contain some information relating to the subject.****4. Subject placement on the grid gives meaning to the viewer**

A good photographer will make framing choices based on the Rule of Thirds.