

**Adobe Education Leaders Summer Institute 2006
Digital Storytelling Workshop**

Templates for Digital Storytelling

Storyboard 1

Storyboard 2

Storyboard 3

Shot List

Downloading Digital Photos-File Mangement

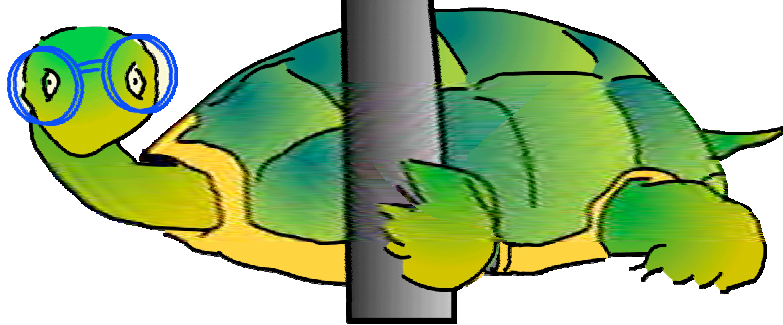
Battery Charging

Camera Sign Out Form

Interview Template

Permission Form

Atomic Learning Storyboarding Software Intro



Storyboard and Shot List Templates

STORYBOARD TEMPLATE FOR THE HORIZONTAL ARRANGEMENT OF IMAGES IN THE STORY SEQUENCE



NOTATION


Images

Transitions

Effects

Voiceover

Soundtrack



NOTATION

Images

Transitions

Effects

Voiceover

Soundtrack

Storyboard

Shot 7: Title Page

Audio:

Shot 8: Introduction

1

Audio:

Shot 9:

Audio:

Shot 10:

Audio:

Shot 11:

Audio:

Shot 12:

Audio:

FILM TITLE _____

NAME(S) _____



Camera angle / motion _____

Camera angle / motion _____

Actions _____


Actions _____

Audio _____

Audio _____

_____ Timing this scene _____ seconds

_____ Timing this scene _____ seconds



Camera angle / motion _____

Camera angle / motion _____

Actions _____

Actions _____

Audio _____

Audio _____

_____ Timing this scene _____ seconds

_____ Timing this scene _____ seconds

Title: Creating a Newsletter (Tech Tips for Teachers T³)

Creator: Sharon Eilts

SCRIPT/SHOT LIST

VIDEO/SHOT	TIME	AUDIO
Shot 1		
Shot 2		
Shot 3		
Shot 4		
Shot 5		
Shot 6		
Shot 7		

Shot 8

Shot 9

Shot 10

Shot 11

Shot 12

Shot 13

Shot 14

Shot 15

Project Templates:
Camera Download Form
Camera Signout Form
Battery Charge Form
Interview Form
Permission Form

**DIGITAL STORYTELLING
BATTERY RECHARGE RECORDS**

BATTERY CHARGER NUMBER _____
DAY OF THE WEEK _____
TIME
____ AM
____ PM
NUMBER OF BATTERIES _____

**NUMBER OF BATTERIES
THAT DID NOT CHARGE** _____

BATTERY CHARGER NUMBER _____
DAY OF THE WEEK _____
TIME
____ AM
____ PM
NUMBER OF BATTERIES _____

**NUMBER OF BATTERIES
THAT DID NOT CHARGE** _____

BATTERY CHARGER NUMBER _____
DAY OF THE WEEK _____
TIME
____ AM
____ PM
NUMBER OF BATTERIES _____

**NUMBER OF BATTERIES
THAT DID NOT CHARGE** _____

BATTERY CHARGER NUMBER _____
DAY OF THE WEEK _____
TIME
____ AM
____ PM
NUMBER OF BATTERIES _____

**NUMBER OF BATTERIES
THAT DID NOT CHARGE** _____

BATTERY CHARGER NUMBER _____
DAY OF THE WEEK _____
TIME
____ AM
____ PM
NUMBER OF BATTERIES _____

**NUMBER OF BATTERIES
THAT DID NOT CHARGE** _____

BATTERY CHARGER NUMBER _____
DAY OF THE WEEK _____
TIME
____ AM
____ PM
NUMBER OF BATTERIES _____

**NUMBER OF BATTERIES
THAT DID NOT CHARGE** _____

DIGITAL STORYTELLING CAMERA SIGN OUT FORM

Class Period _____

Student Name	Camera Number	Sign Out Date and Time	Sign In Date and Time

INTERVIEW FORM

DIGITAL STORYTELLING

Person Interviewed _____

Date _____

Student Name _____

Address _____

Phone _____

Email _____

When you begin the interview, you should already have at least one question you want to ask. As the interview goes on, you will learn things that you will want to ask more about. These are the secondary questions. Write down the Secondary Questions as you interview.

Primary Question? _____

Secondary Questions? _____

Secondary Questions? _____

Secondary Questions? _____

DIGITAL STORYTELLING PROJECT PARTICIPATION FORM

Return The Form Below by _____(Date)

I understand that my child, _____, will be participating in the

_____DIGITAL STORYTELLING PROJECT

I understand that my child will be responsible for conducting themselves in a responsible way when using school equipment and in their exchanges with other students.

I give permission for my child's image to be used in the Digital Storytelling Project.

Check One:

_____ My son/daughter will be using a digital camera owned by our family.

_____ My son/daughter will use a school camera for this project.

Parent Signature _____

Date _____

Confirmation
Project Supervisor _____

Storyboard Pro Software

Atomic Learning's FREE Video StoryBoard Pro is designed to give teachers, students, and home movie makers a tool to plan ahead when creating video projects. It features the ability to:




- Enter shot titles and descriptions, complete with planned lengths and edited order.
- Indicate shot types: video, still, audio, music, or titles.
- Enter film tips for your camera person when videotaping the shot and editing tips to be used when editing in iMovie, Movie Maker 2, Final Cut Pro, Premeire, or any other editor of your choice.
- Import existing video clips, still pictures, and sounds to better illustrate each shot.
- Create, save, and import templates for video projects.
- Print copies of your storyboard for use while filming or editing.
- Print blank storyboard worksheets for brainstorming new ideas.
- NEW: Shot tips that link to online Atomic Learning Library sample video clips.

Storyboard Pro is the work of Apple Distinguished Educator **Bill Bierden**.

Please note that this is *FREEWARE* software and is currently offered "as is" without support, and with all rights and ownership reserved. You have our permission to use Storyboard Pro for personal and commercial purposes, but may not redistribute the software without our express written consent.

While there isn't anything system-crunching involved (Storyboard is a solution using the FileMaker Pro runtime engine), there may be idiosyncrasies in performance on various computer systems and configurations.

You may also be interested in using our **Video Storytelling Guide FREE Preview**. It provides helpful shot definitions and composition rules as well as 16 free movies that illustrate each of the concepts . . . all taken from our full online Video Storytelling Guide, a complete course in video storytelling that includes 75 integrated video examples!

Storyboard Pro Tutorials		Key #	Length
1.	 Opening a new storyboard	2781	1:35
2.	 List view options	2782	2:19
3.	 Adding a new shot to a storyboard	2783	1:42
4.	 Inserting a new shot	2784	0:39
5.	 Reordering shots in a storyboard	2785	0:43
6.	 Deleting a shot in a storyboard	2786	0:41
7.	 Viewing video tips within Storyboard Pro	2787	1:29
8.	 Clearing and changing links in Storyboard Pro	2788	0:30
9.	 Printing a storyboard	2789	0:59
10.	 Printing storyboard worksheets	2790	1:02
11.	 Selecting video tip level settings	2791	1:17
12.	 Customizing video tip settings	2792	1:29

Tutorial Series by Bill Bierden

[Click here](#) for free tutorials!

Download Storyboard Pro

Mac OS 9 (2.2MB .sit):

 [Atomic_Storyboard_OS9.sit](#)

Mac OS X (6.7MB .zip):

 [StoryboardOSX.zip](#)

Windows (6.9MB .zip):

 [StoryboardPC.zip](#)